


My Story

and the
WORLD
around ME

1



MASTERBOOKS®
— CURRICULUM —



Authors: Craig Froman
& Andrew Froman

Master Books Creative Team:

Editor: Craig Froman

Design: Diana Bogardus

Cover Design: Diana Bogardus

Copy Editors:

Judy Lewis
Willow Meek

Curriculum Review:

Kristen Pratt
Laura Welch
Diana Bogardus

First printing: May 2018
Fifth printing: August 2020

Copyright © 2018 by Craig Froman and Andrew Froman. All rights reserved. No part of this book may be used or reproduced in any manner whatsoever without written permission of the publisher, except in the case of brief quotations in articles and reviews. For information write:

Master Books®, P.O. Box 726,
Green Forest, AR 72638

Master Books® is a division of the New Leaf Publishing Group, Inc.

ISBN: 978-1-68344-117-5

ISBN: 978-1-61458-664-7 (digital)

Unless otherwise noted, Scripture quotations are from the New King James Version of the Bible.

Printed in the United States of America

Please visit our website for other great titles:
www.masterbooks.com



ABOUT THE AUTHORS:

Craig Froman is assistant editor at New Leaf Publishing Group and author of *Passport to the World* and *Children's Atlas of God's World*. He has a bachelor of arts in business administration and a master's degree in education. He is the proud father of Andrew Froman, whom he helped homeschool through high school. Craig is pictured here standing by the Monument to the Discoveries in Lisbon, Portugal.



Andrew Froman studied at John Brown University in Arkansas, with an emphasis in psychology and history. As a student, he traveled with a study abroad program through Switzerland, Germany, Austria, and France. He is the proud son of Craig Froman, and they enjoy walking and talking about life whenever they get together. Andrew is pictured here standing by Neuschwanstein Castle in Germany with some friends from his study abroad trip.

Using This Teacher Guide	5
Charting Your Course.....	6
Schedule.....	8
Introduction.....	13

Quest 1 Page 15

Lesson 1: My World Starts with the Family	17
Lesson 2: Here Is My Community	29
Lesson 3: Welcome to My City	39
Lesson 4: My State Is Wonderful	49
Lesson 5: My Country Is So Big	59
Lesson 6: Where Did Everyone Come From?	67
Lesson 7: A Whole Wide World	75
Lesson 8: Crossing the Sea Back Home	83
Lesson 9: My Country Is Full of Wonder	93

Quest 2 Page 103

Lesson 10: My Train through America	105
Lesson 11: A Trolley through Mexico and Central America	115
Lesson 12: A Helicopter to South America	125
Lesson 13: My Taxi in South America	137
Lesson 14: Brrr, It's Cold Outside!	149
Lesson 15: Sailing to Africa on a Cruise Ship	159
Lesson 16: Time to Ride a Horse	169
Lesson 17: A Mountain Bike Across Africa	179
Lesson 18: Our Seaplane Back Home	189



Quest 3 Page 199

Lesson 19: Riding Hills on Our Cable Car.....	201
Lesson 20: Skiing across Canada	209
Lesson 21: Bobsled over Canada's Territories	219
Lesson 22: An Amphibious Vehicle to Russia	229
Lesson 23: On a Junk to China	239
Lesson 24: Riding the Metro through India	249
Lesson 25: A Sailboat to the Islands	259
Lesson 26: On a Surfboard around Australia	271
Lesson 27: Back Home on a Kayak	283

Quest 4 Page 295

Lesson 28: On a Dinghy around the United States	297
Lesson 29: Going to Greenland and Iceland	305
Lesson 30: Over to Europe on a Blimp	317
Lesson 31: Riding the Funicular Railway in Europe.....	327
Lesson 32: Europe on a Gondola.....	337
Lesson 33: The Subway under Europe	347
Lesson 34: Across Europe by Rocket	357
Lesson 35: Taking the Glider Back	367
Lesson 36: A Skateboard Home	375

Appendix Page 385

State Info: Nicknames, state flowers, and state birds	385
Some Holiday Times Around the World	388
Glossary for Social Studies	390
Glossary for Geography A to Z	390
Quest Collector Quizzes.....	391
Quest Collector Answers.....	399
Word Find Time Answer Key.....	400
My Story Teaching Notes	411

Using This Teacher Guide

Features: The suggested weekly schedule enclosed has easy-to-manage lessons that guide the reading, worksheets, and all assessments. The pages of this guide are perforated and three-hole punched so materials are easy to tear out, hand out, grade, and store. Teachers are encouraged to adjust the schedule and materials needed in order to best work within their unique educational program.

Teaching My Story: In the back of this book you will find a special section on the heart and philosophy behind the My Story Series. Will students be learning about facts and figures, exploring history and culture, discovering new words and languages? Yes, to all this and more! Yet these books were not meant to look or feel like a typical social studies course. They were designed to meet the various developmental needs of each child in a unique way. Some call these the eight areas of intelligence or eight learning styles. Come read to discover more.



Approximately 30 minutes per lesson, five days a week, for 36 weeks



Answer keys for puzzles, quest collectors, and quizzes included



Worksheets are included for each lesson



Quizzes are included for each quest



Designed for grades 1–2 in a one-year course

Course Description: *My Story and the World Around Me* is a lower elementary social studies course. Social studies for this age typically include introductions to history, politics, economics, sociology, and geography, ultimately aiming toward a comprehensive understanding of God's world and the cultures of each country. It is framed by the world of family, neighborhood, and church.

My Story is an adventure-based curriculum that encourages families to explore the world together through four quests and to understand it better from God's perspective. It is designed with elements that make weekly learning fun and interactive. Level one begins with children in their homes, helping them think about their lives from their immediate families and beyond, as well as learning about local governments and, ultimately, distant lands.

Course Objectives: Students completing this course will

- ✓ Seek to know more of God's wondrous love as they learn about His world
- ✓ Identify people in their family, their neighborhood, and beyond, including weekly helpers
- ✓ Reveal their own world in a journal they maintain while going through each week
- ✓ Understand a map of the world
- ✓ Dig up information about inventions, toys, and more in order to understand history better
- ✓ Explore the history of Genesis, Eden, Noah's family, the Tower of Babel, and more
- ✓ Discover Spanish and French words to help begin laying a foundation for lifelong language learning

Charting Your Course

The following are the teaching elements you will find in this social studies curriculum. Teachers are free to adapt the studies to the abilities and skills of each student.



Narration is a form of instruction where students talk or tell what they've learned in a lesson or respond to information they have learned and apply it to life situations. Talk time is often started with a question, either about the lesson or about a student's life experience.



For those learning to write, this is an opportunity to learn to write and spell words mentioned in the lesson.



Some activities are included in the lesson and can be done that day, while others may suggest a trip to the library or making something for a snack, etc., at a later time. The teacher can use his or her discretion about whether an activity might or might not be done.



In level one, each lesson includes a word or phrase from a different language (Spanish in the first semester and French in the second semester). Children are at a prime developmental level for language learning at this age. Find pronunciation helps online, including translate.google.com.



Forward or down, let kids have fun finding the words hidden in the letters. You might have them say the letters as they circle them to help with remembering them. And if they can't find one, that's okay. The answers are in the back!



Artistic expression at any age creates an emotional connection to the learning experience. Have fun and color!



From parents to firefighters to road construction workers and more, people in our communities do so much and work so hard to help our world be better. They are God's blessings!



At the end of each week, students are instructed to find the **yellow highlighted** words for their Word Collector (which you can create from anything as simple as a bag or shoebox). They will go back over the week's pages and write those words on 3 x 5 cards. Their teacher will then help them either read the words or spell them if their teacher says them out loud. This is a vital part of their course reviews.



At the end of each lesson is a My Story Journal where students will help write their own life and history for the year. Weekly prompts give them information to log in their journals, including things from their birthdates to favorite foods and more. Feel free to add things not asked by the initial prompts and pictures as well to keep a record of this year of their precious lives. Teachers may help by being the student's scribe!

Review time!

Every Friday becomes a week in review, looking back over what was learned with a focus on the quest Word Collector words.

Quest in Review Time!

On the last Friday of every 9-week quest, the week in review becomes a Quest in Review Time! These reviews and answers are in the back of the book.

Language Time Review!

At the end of each semester, students are prompted to gather up all their language words (semester one is Spanish and semester two is French). A teacher can help quiz them on the meaning of their new-found words!

Quest Collector Card!

Each Quest Collector Card has clue questions to keep students alert to what they're learning. It may be looking for the name of the tallest waterfall in South America or the name of the longest river in the world. The answers and where they are located are found in the back of the book. Make sure to read these cards before the quest begins. Tear out each card as you begin a new quest!

Suggested Daily Schedule

Date	Day	Assignment	Due Date	✓	Grade
First Semester-Quest 1					
Week 1	Day 1	Read Introduction Page 13 • Remove the first Quest Collector Card Pages 15-16 • Complete Lesson 1 Pages 17-18 • Complete Exercise 1 Pages 19-20			
	Day 2	Complete Lesson 1 Exercise 2 Pages 21-22			
	Day 3	Complete Lesson 1 Exercise 3 Pages 23-24			
	Day 4	Complete Lesson 1 Exercise 4 Pages 25-26			
	Day 5	Complete Lesson 1 Exercise 5 Pages 27-28			
Week 2	Day 6	Complete Lesson 2 Exercise 1 Pages 29-32			
	Day 7	Complete Lesson 2 Exercise 2 Page 33			
	Day 8	Complete Lesson 2 Exercise 3 Page 34			
	Day 9	Complete Lesson 2 Exercise 4 Pages 35-36			
	Day 10	Complete Lesson 2 Exercise 5 Pages 37-38			
Week 3	Day 11	Complete Lesson 3 Exercise 1 Pages 39-42			
	Day 12	Complete Lesson 3 Exercise 2 Pages 43-44			
	Day 13	Complete Lesson 3 Exercise 3 Page 45			
	Day 14	Complete Lesson 3 Exercise 4 Page 46			
	Day 15	Complete Lesson 3 Exercise 5 Pages 47-48			
Week 4	Day 16	Complete Lesson 4 Exercise 1 Pages 49-52			
	Day 17	Complete Lesson 4 Exercise 2 Pages 53-54			
	Day 18	Complete Lesson 4 Exercise 3 Page 55			
	Day 19	Complete Lesson 4 Exercise 4 Page 56			
	Day 20	Complete Lesson 4 Exercise 5 Pages 57-58			
Week 5	Day 21	Complete Lesson 5 Exercise 1 Pages 59-61			
	Day 22	Complete Lesson 5 Exercise 2 Page 62			
	Day 23	Complete Lesson 5 Exercise 3 Page 63			
	Day 24	Complete Lesson 5 Exercise 4 Page 64			
	Day 25	Complete Lesson 5 Exercise 5 Pages 65-66			
Week 6	Day 26	Complete Lesson 6 Exercise 1 Pages 67-69			
	Day 27	Complete Lesson 6 Exercise 2 Page 70			
	Day 28	Complete Lesson 6 Exercise 3 Page 71			
	Day 29	Complete Lesson 6 Exercise 4 Page 72			
	Day 30	Complete Lesson 6 Exercise 5 Pages 73-74			
Week 7	Day 31	Complete Lesson 7 Exercise 1 Pages 75-77			
	Day 32	Complete Lesson 7 Exercise 2 Page 78			
	Day 33	Complete Lesson 7 Exercise 3 Page 79			
	Day 34	Complete Lesson 7 Exercise 4 Page 80			
	Day 35	Complete Lesson 7 Exercise 5 Pages 81-82			

Date	Day	Assignment	Due Date	✓	Grade
Week 8	Day 36	Complete Lesson 8 Exercise 1 Pages 83-86			
	Day 37	Complete Lesson 8 Exercise 2 Pages 87-88			
	Day 38	Complete Lesson 8 Exercise 3 Page 89			
	Day 39	Complete Lesson 8 Exercise 4 Page 90			
	Day 40	Complete Lesson 8 Exercise 5 Pages 91-92			
Week 9	Day 41	Complete Lesson 9 Exercise 1 Pages 93-96			
	Day 42	Complete Lesson 9 Exercise 2 Pages 97-98			
	Day 43	Complete Lesson 9 Exercise 3 Page 99			
	Day 44	Complete Lesson 9 Exercise 4 Page 100			
	Day 45	Complete Lesson 9 Exercise 5 Pages 101-102 • Complete Quest #1 Collector Quiz Page 391			

First Semester-Quest 2

Week 1	Day 46	Remove the second Quest Collector Card Pages 103-104 • Complete Lesson 10 Exercise 1 Pages 105-108			
	Day 47	Complete Lesson 10 Exercise 2 Pages 109-110			
	Day 48	Complete Lesson 10 Exercise 3 Page 111			
	Day 49	Complete Lesson 10 Exercise 4 Page 112			
	Day 50	Complete Lesson 10 Exercise 5 Pages 113-114			
Week 2	Day 51	Complete Lesson 11 Exercise 1 Pages 115-118			
	Day 52	Complete Lesson 11 Exercise 2 Page 119			
	Day 53	Complete Lesson 11 Exercise 3 Page 120			
	Day 54	Complete Lesson 11 Exercise 4 Pages 121-122			
	Day 55	Complete Lesson 11 Exercise 5 Pages 123-124			
Week 3	Day 56	Complete Lesson 12 Exercise 1 Pages 125-128			
	Day 57	Complete Lesson 12 Exercise 2 Pages 129-130			
	Day 58	Complete Lesson 12 Exercise 3 Pages 131-132			
	Day 59	Complete Lesson 12 Exercise 4 Pages 133-134			
	Day 60	Complete Lesson 12 Exercise 5 Pages 135-136			
Week 4	Day 61	Complete Lesson 13 Exercise 1 Pages 137-140			
	Day 62	Complete Lesson 13 Exercise 2 Pages 141-142			
	Day 63	Complete Lesson 13 Exercise 3 Pages 143-144			
	Day 64	Complete Lesson 13 Exercise 4 Pages 145-146			
	Day 65	Complete Lesson 13 Exercise 5 Pages 147-148			
Week 5	Day 66	Complete Lesson 14 Exercise 1 Pages 149-152			
	Day 67	Complete Lesson 14 Exercise 2 Pages 153-154			
	Day 68	Complete Lesson 14 Exercise 3 Page 155			
	Day 69	Complete Lesson 14 Exercise 4 Page 156			
	Day 70	Complete Lesson 14 Exercise 5 Pages 157-158			
Week 6	Day 71	Complete Lesson 15 Exercise 1 Pages 159-161			
	Day 72	Complete Lesson 15 Exercise 2 Page 162			
	Day 73	Complete Lesson 15 Exercise 3 Pages 163-164			
	Day 74	Complete Lesson 15 Exercise 4 Pages 165-166			
	Day 75	Complete Lesson 15 Exercise 5 Pages 167-168			

Date	Day	Assignment	Due Date	✓	Grade
Week 7	Day 76	Complete Lesson 16 Exercise 1 Pages 169-172			
	Day 77	Complete Lesson 16 Exercise 2 Pages 173-174			
	Day 78	Complete Lesson 16 Exercise 3 Page 175			
	Day 79	Complete Lesson 16 Exercise 4 Page 176			
	Day 80	Complete Lesson 16 Exercise 5 Pages 177-178			
Week 8	Day 81	Complete Lesson 17 Exercise 1 Pages 179-182			
	Day 82	Complete Lesson 17 Exercise 2 Pages 183-184			
	Day 83	Complete Lesson 17 Exercise 3 Page 185			
	Day 84	Complete Lesson 17 Exercise 4 Page 186			
	Day 85	Complete Lesson 17 Exercise 5 Pages 187-188			
Week 9	Day 86	Complete Lesson 18 Exercise 1 Pages 189-192			
	Day 87	Complete Lesson 18 Exercise 2 Page 193			
	Day 88	Complete Lesson 18 Exercise 3 Page 194			
	Day 89	Complete Lesson 18 Exercise 4 Pages 195-196			
	Day 90	Complete Lesson 18 Exercise 5 Pages 197-198 • Complete Quest #2 Collector Quiz Page 393			

Second Semester-Quest 3

Week 1	Day 91	Remove the third Quest Collector Card Pages 199-200 • Complete Lesson 19 Exercise 1 Pages 201-203			
	Day 92	Complete Lesson 19 Exercise 2 Page 204			
	Day 93	Complete Lesson 19 Exercise 3 Page 205			
	Day 94	Complete Lesson 19 Exercise 4 Page 206			
	Day 95	Complete Lesson 19 Exercise 5 Pages 207-208			
Week 2	Day 96	Complete Lesson 20 Exercise 1 Pages 209-212			
	Day 97	Complete Lesson 20 Exercise 2 Pages 213-214			
	Day 98	Complete Lesson 20 Exercise 3 Page 215			
	Day 99	Complete Lesson 20 Exercise 4 Page 216			
Week 3	Day 100	Complete Lesson 20 Exercise 5 Pages 217-218			
	Day 101	Complete Lesson 21 Exercise 1 Pages 219-222			
	Day 102	Complete Lesson 21 Exercise 2 Pages 223-224			
	Day 103	Complete Lesson 21 Exercise 3 Page 225			
	Day 104	Complete Lesson 21 Exercise 4 Page 226			
Week 4	Day 105	Complete Lesson 21 Exercise 5 Pages 227-228			
	Day 106	Complete Lesson 22 Exercise 1 Pages 229-232			
	Day 107	Complete Lesson 22 Exercise 2 Pages 233-234			
	Day 108	Complete Lesson 22 Exercise 3 Page 235			
	Day 109	Complete Lesson 22 Exercise 4 Page 236			
Week 5	Day 110	Complete Lesson 22 Exercise 5 Pages 237-238			
	Day 111	Complete Lesson 23 Exercise 1 Pages 239-241			
	Day 112	Complete Lesson 23 Exercise 2 Page 242			
	Day 113	Complete Lesson 23 Exercise 3 Pages 243-244			
	Day 114	Complete Lesson 23 Exercise 4 Pages 245-246			
	Day 115	Complete Lesson 23 Exercise 5 Pages 247-248			

Date	Day	Assignment	Due Date	✓	Grade
Week 6	Day 116	Complete Lesson 24 Exercise 1 Pages 249-251			
	Day 117	Complete Lesson 24 Exercise 2 Page 252			
	Day 118	Complete Lesson 24 Exercise 3 Pages 253-254			
	Day 119	Complete Lesson 24 Exercise 4 Pages 255-256			
	Day 120	Complete Lesson 24 Exercise 5 Pages 257-258			
Week 7	Day 121	Complete Lesson 25 Exercise 1 Pages 259-262			
	Day 122	Complete Lesson 25 Exercise 2 Pages 263-264			
	Day 123	Complete Lesson 25 Exercise 3 Pages 265-266			
	Day 124	Complete Lesson 25 Exercise 4 Pages 267-268			
	Day 125	Complete Lesson 25 Exercise 5 Pages 269-270			
Week 8	Day 126	Complete Lesson 26 Exercise 1 Pages 271-274			
	Day 127	Complete Lesson 26 Exercise 2 Pages 275-276			
	Day 128	Complete Lesson 26 Exercise 3 Pages 277-278			
	Day 129	Complete Lesson 26 Exercise 4 Pages 279-280			
	Day 130	Complete Lesson 26 Exercise 5 Pages 281-282			
Week 9	Day 131	Complete Lesson 27 Exercise 1 Pages 283-286			
	Day 132	Complete Lesson 27 Exercise 2 Pages 287-288			
	Day 133	Complete Lesson 27 Exercise 3 Pages 289-290			
	Day 134	Complete Lesson 27 Exercise 4 Pages 291-292			
	Day 135	Complete Lesson 27 Exercise 5 Pages 293-294 • Complete Quest #3 Collector Quiz Page 395			

Second Semester-Quest 4

Week 1	Day 136	Remove the fourth Quest Collector Card Pages 295-296 • Complete Lesson 28 Exercise 1 Pages 297-299			
	Day 137	Complete Lesson 28 Exercise 2 Page 300			
	Day 138	Complete Lesson 28 Exercise 3 Page 301			
	Day 139	Complete Lesson 28 Exercise 4 Page 302			
	Day 140	Complete Lesson 28 Exercise 5 Pages 303-304			
Week 2	Day 141	Complete Lesson 29 Exercise 1 Pages 305-308			
	Day 142	Complete Lesson 29 Exercise 2 Pages 309-310			
	Day 143	Complete Lesson 29 Exercise 3 Pages 311-312			
	Day 144	Complete Lesson 29 Exercise 4 Pages 313-314			
	Day 145	Complete Lesson 29 Exercise 5 Pages 315-316			
Week 3	Day 146	Complete Lesson 30 Exercise 1 Pages 317-319			
	Day 147	Complete Lesson 30 Exercise 2 Page 320			
	Day 148	Complete Lesson 30 Exercise 3 Pages 321-322			
	Day 149	Complete Lesson 30 Exercise 4 Pages 323-324			
	Day 150	Complete Lesson 30 Exercise 5 Pages 325-326			
Week 4	Day 151	Complete Lesson 31 Exercise 1 Pages 327-329			
	Day 152	Complete Lesson 31 Exercise 2 Page 330			
	Day 153	Complete Lesson 31 Exercise 3 Pages 331-332			
	Day 154	Complete Lesson 31 Exercise 4 Pages 333-334			
	Day 155	Complete Lesson 31 Exercise 5 Pages 335-336			

Date	Day	Assignment	Due Date	✓	Grade
Week 5	Day 156	Complete Lesson 32 Exercise 1 Pages 337-339			
	Day 157	Complete Lesson 32 Exercise 2 Page 340			
	Day 158	Complete Lesson 32 Exercise 3 Pages 341-342			
	Day 159	Complete Lesson 32 Exercise 4 Pages 343-344			
	Day 160	Complete Lesson 32 Exercise 5 Pages 345-346			
Week 6	Day 161	Complete Lesson 33 Exercise 1 Pages 347-349			
	Day 162	Complete Lesson 33 Exercise 2 Page 350			
	Day 163	Complete Lesson 33 Exercise 3 Pages 351-352			
	Day 164	Complete Lesson 33 Exercise 4 Pages 353-354			
	Day 165	Complete Lesson 33 Exercise 5 Pages 355-356			
Week 7	Day 166	Complete Lesson 34 Exercise 1 Pages 357-360			
	Day 167	Complete Lesson 34 Exercise 2 Pages 361-362			
	Day 168	Complete Lesson 34 Exercise 3 Page 363			
	Day 169	Complete Lesson 34 Exercise 4 Page 364			
	Day 170	Complete Lesson 34 Exercise 5 Pages 365-366			
Week 8	Day 171	Complete Lesson 35 Exercise 1 Pages 367-369			
	Day 172	Complete Lesson 35 Exercise 2 Page 370			
	Day 173	Complete Lesson 35 Exercise 3 Page 371			
	Day 174	Complete Lesson 35 Exercise 4 Page 372			
	Day 175	Complete Lesson 35 Exercise 5 Pages 373-374			
Week 9	Day 176	Complete Lesson 36 Exercise 1 Pages 375-378			
	Day 177	Complete Lesson 36 Exercise 2 Pages 379-380			
	Day 178	Complete Lesson 36 Exercise 3 Page 381			
	Day 179	Complete Lesson 36 Exercise 4 Page 382			
	Day 180	Complete Lesson 36 Exercise 5 Pages 383-384 • Complete Quest #4 Collector Quiz Page 397			

INTRODUCTION

Welcome to a new book about God's world! And this book is created to be an adventure for you.

As you already know, you live in a home . . . and that home is on a road, in a town or out of town, in a county, in a state, in a country, on the earth . . . whew! God is so good to give us so much to see and enjoy, and you will see even more by the time the book is done.

As you go through this book, you will be learning about something called social studies, which includes the study of all kinds of people and places, some far away and some next door. We will talk about families, like your family in your house, and also lots of families close by, which we call a town or city, and finally about lots of people in cities or outside of cities all living in big places called countries.

These people we will meet around the world speak and write in different languages. The language of this book is English, but we'll share some words with you from other languages too, and you'll see how people live.

Let's start here with some things you already know.

What is your name?

Where are you from?

Most people are from a town in a particular country. Some children live with both their parents or with just one parent, or they might live in foster care or are adopted into other families, like God adopted us into His family. Some families are small. Some include a mom and a dad, aunts and uncles, grandparents, and more. God meant for us to live in community, not to be alone. So, it should not matter if we are rich or poor, what our background is — all children can feel a part of God's family.

Ready for your first quest? A quest is a journey, an adventure where you discover things. And on every good quest, you will discover as much about yourself as you do the world. This year you will go on four quests, and the first one starts in your own home!

At the end of each chapter is a place for you to write your own story, your My Story Journal. Every Friday, you'll gather the **yellow highlighted** words for your Word Collector. You can write these on any pieces of paper you like, but 3 x 5 cards can make a really easy way to write them out and store them in a box or bag for review times. Write the words on your cards and read them during the week so you know how to spell them for your Review Time.

Ready for your first quest? Here we go!



Quest Collector Card!

Tear out and watch for the clues over the next 9 weeks!

QUEST ONE

1. Which book in the Bible has the main account of Noah's Ark?

2. What is a house blueprint?

3. Where is the time zone map?

4. How many continents are there?

5. Who is the Good Shepherd?

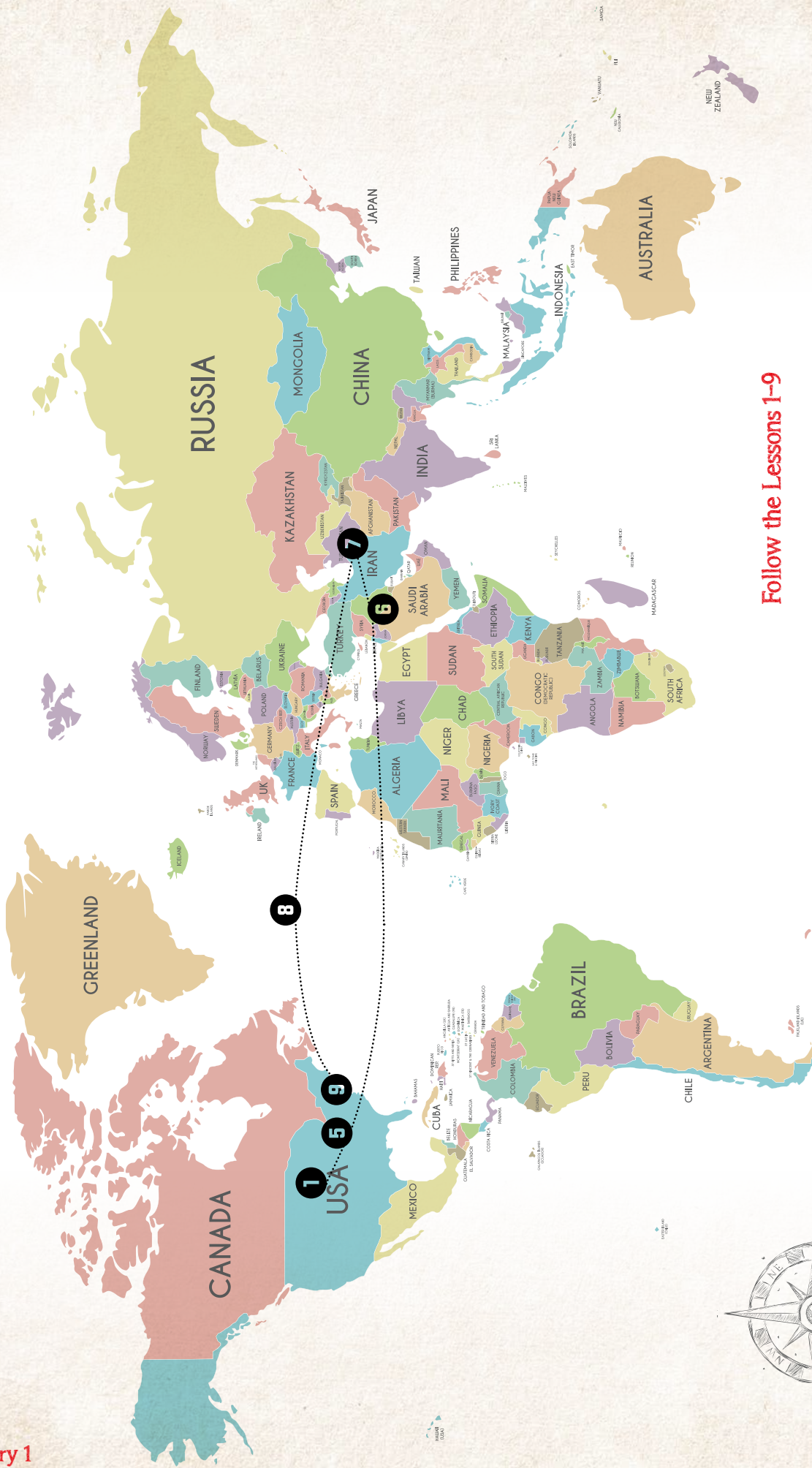
6. When and where were the first balloons flown?

7. *Gracias* means

8. A mayor is

9. *E pluribus unum* means

10. Which two countries are bigger than the United States?



Follow the Lessons 1-9



My World Starts with the Family

LESSON
#1

Get ready because your year of adventure is about to begin! Each week we'll be traveling God's world in different ways, so let's start with roller skates. Don't forget your helmet and pads! Each day this week, look for the skates you see on the page. Come on, then, or as they say in France, *Bon voyage*, which means "good voyage to you"!

Let's start our first adventure in your home. For most kids, their families are a source of support, laughter, and love, but what is a family? Who is in your family? What is the purpose of family? These are great questions to ask as God's people because understanding His creation helps us to appreciate Him more and better serve others!

One way to define **family** is as a home with a mom and a dad and their kids, and this is a specific kind of family. Today, many kids are adopted or live in single-parent families, where they are loved. There are also extended families, or anyone that doesn't usually live in our house but are related to us either through blood or marriage, which include our grandparents, aunts, uncles, and cousins.

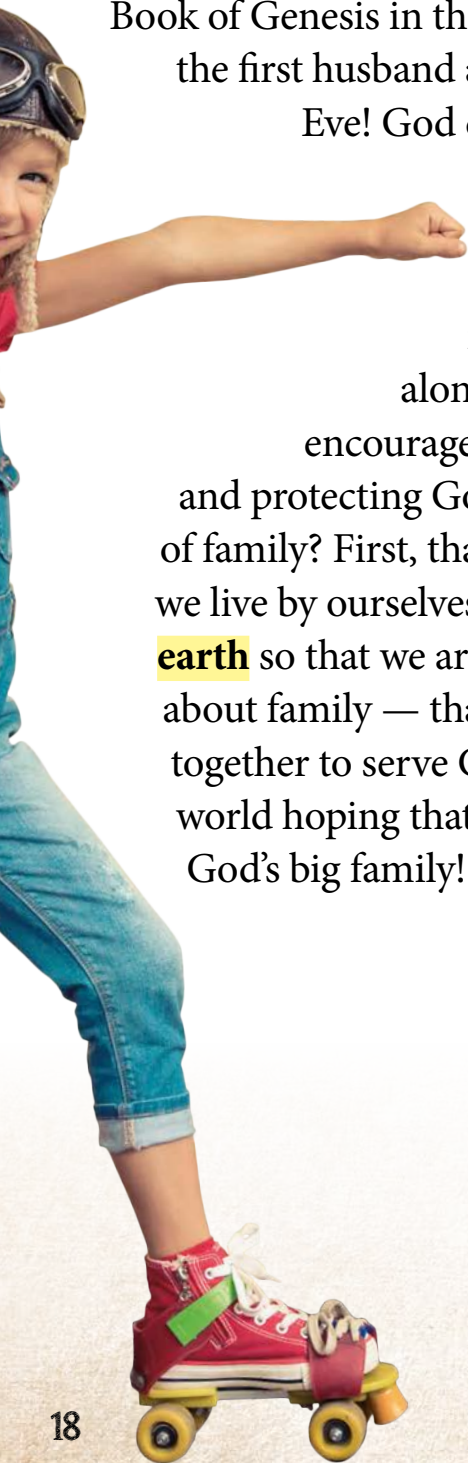


Our first quest takes us way back, past the time your grandparents were kids, and even past the time their grandparents were kids, and back to when God first created the world. And know that we can learn about our world today by looking at the world as it was back then.

What is the purpose of family? To figure this out, all we have to do is turn to the Book of Genesis in the **Bible** and look at the first husband and wife: Adam and Eve! God created them to be together, and to love each other, because He knew it was bad to be all alone. From here, God



encouraged them to grow their family, spreading across the earth and protecting God's **creation**. So, what does that tell us about the purpose of family? First, that we're made to live with others, and get very lonely when we live by ourselves. Second, that God wants families to multiply and fill the **earth** so that we are able to care for all of God's world! We can also say this about family — that it is a group of people who love each other and work together to serve God's purpose in our world. Now, we can go out into the world hoping that every new person we meet might one day be a part of God's big family!



Name _____

MY STORY 1

Lesson 1

Exercise 1

Day 1

Do you ever fight with your family members? The answer is most likely yes, of course! **Sin** entered the world after people fell away from God, which means that people who love each other are still able to hurt each other. The Bible has a sad example of family conflict, or fighting, in Genesis 4, which tells the account of two brothers, Cain and Abel. Both brothers gave an offering to God for all that He did for them, but Cain didn't do right, so God couldn't accept his offering. God saw Cain's bitterness and didn't bless him like He did Abel. Instead of talking this over with God and Abel or trying to have a **happy** heart, Cain decided to hurt his brother out of jealousy, and God had to send him away.

Is this how we should fix things with those we love? No! Because of sin, we're going to hurt our loved ones; however, with help from God, we can seek peace and **love** between others over jealousy and anger.



What are some reasons God created the family?

Who in your life could you be nicer to and why?




Activity time!

Make up a scene in which you're arguing with your brother or sister or friend. Then think of a way to make it better.



Name _____

What we read about families in the Bible shows how important this is, so let's look there for another example. In Genesis 6:1–9:17, we heard about the account of **Noah** and his family, the only righteous family on earth many, many years ago. Due to the wickedness of the world, God sent the mighty **Flood** to cover the earth; however, He protected Noah and his family by having them build an **ark** (a big boat) to weather the storm. Noah's family obeyed God in righteousness, and they were saved by Him. Noah and his wife lived together with their three sons, Shem, Ham, and Japheth, and their sons' wives. The account serves as a good example to all of us because it shows a godly family obeying their father and doing what's right for the Lord, our Heavenly Father.

Picture time!  Color this picture of Noah and his family.






Why were Noah and his family saved from the Flood?

When we obey our parents, who are we really obeying?

Activity time!



Make a family tree of your family and draw a picture of them.



Name _____

MY STORY 1

Lesson 1

Exercise 3

Day 3

We've heard a little about families from the past, but what about families today? While a lot has stayed the same over the ages, lots of things have changed too! Let's start from where we are and look at family in the United States, where you **live**. So, what are some of the major differences with families here? In America, even though we work a lot, we still get to spend time enjoying each other's company. That might involve playing **sports** or board **games**, watching TV together, or just sitting around talking! Football and baseball are considered some of the favorite sports! God has blessed America with so many things that help make our lives better, so we give thanks to Him as often as we can.



Language
time!
07:00

The Spanish phrase for your week is *por favor*, and it means "please."



Word Find Time! Find the following sports and games words in the Word Find puzzle!

FOOTBALL
LEAPFROG

SOCCER
TAG

BASEBALL
CYCLING

HOCKEY
SKATING

S	K	A	T	I	N	G	T	C	Z
X	C	V	B	N	L	F	A	Y	K
L	E	A	P	F	R	O	G	C	J
M	H	A	S	D	F	O	G	L	H
S	O	C	C	E	R	T	Y	I	U
P	C	Q	R	U	G	B	Y	N	K
Y	K	W	I	E	R	A	T	G	J
I	E	O	N	P	A	L	S	D	F
V	Y	X	G	Z	F	L	D	S	A
N	R	B	A	S	E	B	A	L	L



What are some ways we can support our parents?

Name _____

Who do you think God put in charge of a family, and what role do kids play in it? Well, as the ones who provide for the family needs and as the adults, **parents** act as the leaders for their children. They often decide what's right for their children, even if the kids don't always like it. More important than money and age, however, is that parents have a God-given duty to protect and guide their kids to adulthood, making parenting a pretty special job. What about kids? Well, they **help** out and listen to the instructions of their parents not only out of respect and understanding for all they do, but also out of respect for God, who made their mom and dad their parents.

Helping time! hands

In every good community, there are good families that help the churches, businesses, or city run well. This week is all about our families and how wonderful they are.

What does your mom or dad do that you most appreciate?

How do they make sure you are taken care of?

Copywork time!

Copy the words given in the space provided on the lines. Do you know what all the words mean?

Bible

help

love

family

games



Is there a family in the Bible you would have wanted to meet? Why?

What is your favorite sport or game and why?

Name _____

MY STORY 1

Lesson 1

Exercise 5

Day 5

Review time!

It's time to think back over this week of your quest and see what you've learned so far!

Talk time!

What are some of the things you enjoyed most this week? Tell your teacher about your family, who created the family, and why we have our families.

word collector

Can you find all the yellow highlighted words from the week for your Word Collector? Go back over this week's pages and write those words on your 3 x 5 cards. Can you read the words, or can you spell them if your teacher says them out loud?



My Story journal



Answer the questions below about you.

What is your name?

Where are you from?

When were you born?

Who is in your family?

Quest One Collector Quiz

Answer these questions from your Quest One Collector Card as best as you can. Your teacher can give you hints if you need them!

1. Which book in the Bible has the main account of Noah's Ark?

2. What is a house blueprint?

3. Where is the time zone map?

4. How many continents are there?

5. Who is the Good Shepherd?

6. When and where were the first balloons flown?

7. *Gracias* means

8. A mayor is

9. *E pluribus unum* means

10. Which two countries are bigger than the United States?

Answers for Quest Collector Cards & Quizzes

Quest One Collector Card

1. Which book in the Bible has the main account of Noah's Ark? (**Genesis** – Lesson 1/Exercise 2)
2. What is a house blueprint? (**A house as a picture from above** – Lesson 2/Exercise 1)
3. Where is the time zone map? (**Lesson 5/Exercise 1**)
4. How many continents are there? (**7** – Lesson 6/Exercise 1)
5. Who is the Good Shepherd? (**Jesus** – Lesson 7/Exercise 2)
6. When and where were the first balloons flown? (**China/almost 2,000 years ago** – Lesson 8/Exercise 2)
7. *Gracias* means (**thank you** – Lesson 2/Exercise 3)
8. A mayor is (**a person elected by the people to run a city** – Lesson 3)
9. *E pluribus unum* means (**out of many, one** – Lesson 4)
10. Which two countries are bigger than the United States? (**Russia and Canada** – Lesson 5)

Quest Two Collector Card

1. Which country invented the first paper money and the first toilet paper? (**China** – Lesson 10)
2. What country has summer in the north while it has winter in the south? (**Brazil** – Lesson 12/Exercise 2)
3. What are the Spanish words for “friend” for a boy and a girl? (**amigo for a boy and amiga for a girl** – Lesson 16/Exercise 3)
4. What is the longest river in the world? (**The Nile** – Lesson 17)
5. What is the Spanish word for “peace”? (**paz** – Lesson 18/Exercise 3)
6. In which lake will you find the only freshwater sharks living? (**Lake Nicaragua in Central America** – Lesson 11/Exercise 4)
7. What is the tallest mountain in South America?

(**Aconcagua** – Lesson 13)

8. What is the highest uninterrupted waterfall in the whole world? (**Angel Falls in Venezuela** – Lesson 13)
9. Where would you find the world's largest cold desert? (**Antarctica** – Lesson 14)
10. What is the largest artificial lake by volume, or actual amount of water? (**Lake Kariba** – Lesson 15/Exercise 1)

Quest Three Collector Card

1. Where will you find the biggest rodeo in the world? (**Canada** – Lesson 21)
2. Where were inventions like chess and shampoo developed? (**India** – Lesson 24/Exercise 4)
3. What does *bonjour* mean in French? (**It means “hello”** – Lesson 19/Exercise 3)
4. What is the name of the world's deepest lake? (**Lake Baikal** – Lesson 22/Exercise 4)
5. What is the deepest place in the ocean called? (**Challenger Deep in the Mariana Trench** – Lesson 27)
6. Where would you find the world's longest coral reef? (**The Great Barrier Reef, Australia** – Lesson 26/Exercise 4)
7. What is actually made up of 900 islands? (**The Solomon Islands** – Lesson 25/Exercise 4)
8. In what country would you find 2 million lakes, more than any other country? (**Canada** – Lesson 20)
9. What is known as the largest country in the world? (**Russia** – Lesson 22)
10. In what country did a man watching wasps come up with the idea for paper? (**China** – Lesson 23)

Quest Four Collector Card

1. In what country did Johannes Gutenberg help develop the printing press? (**Germany** – Lesson 33/Exercise 1)
2. What city is made up of over 100 islands, with over 170 canals? (**Venice** – Lesson 32)
3. Where do leaders of our states gather to help govern or lead our nation? (**Washington, D.C.** – Lesson 35)